



NEO™-PI-3

Four-Factor Version

Generated by **PARiConnect**

by Paul T. Costa, Jr., PhD, Robert R. McCrae, PhD, and PAR Staff

Score Report

Results for: Sample Client

Client ID: PAR Sample

Age: 17

Gender: Female

Test form: R

Test date: 09/21/2023

Normative group: Adolescent Gender Specific

This report is intended for use by qualified professionals only and is not to be shared with the examinee or any other unqualified persons.

PAR • 16204 N. Florida Ave. • Lutz, FL 33549 • 1.800.331.8378 • www.parinc.com

NEO™-PI-3:4FV Score Report Copyright © 2014 by PAR. All rights reserved. May not be reproduced in whole or in part in any form or by any means without written permission of PAR.

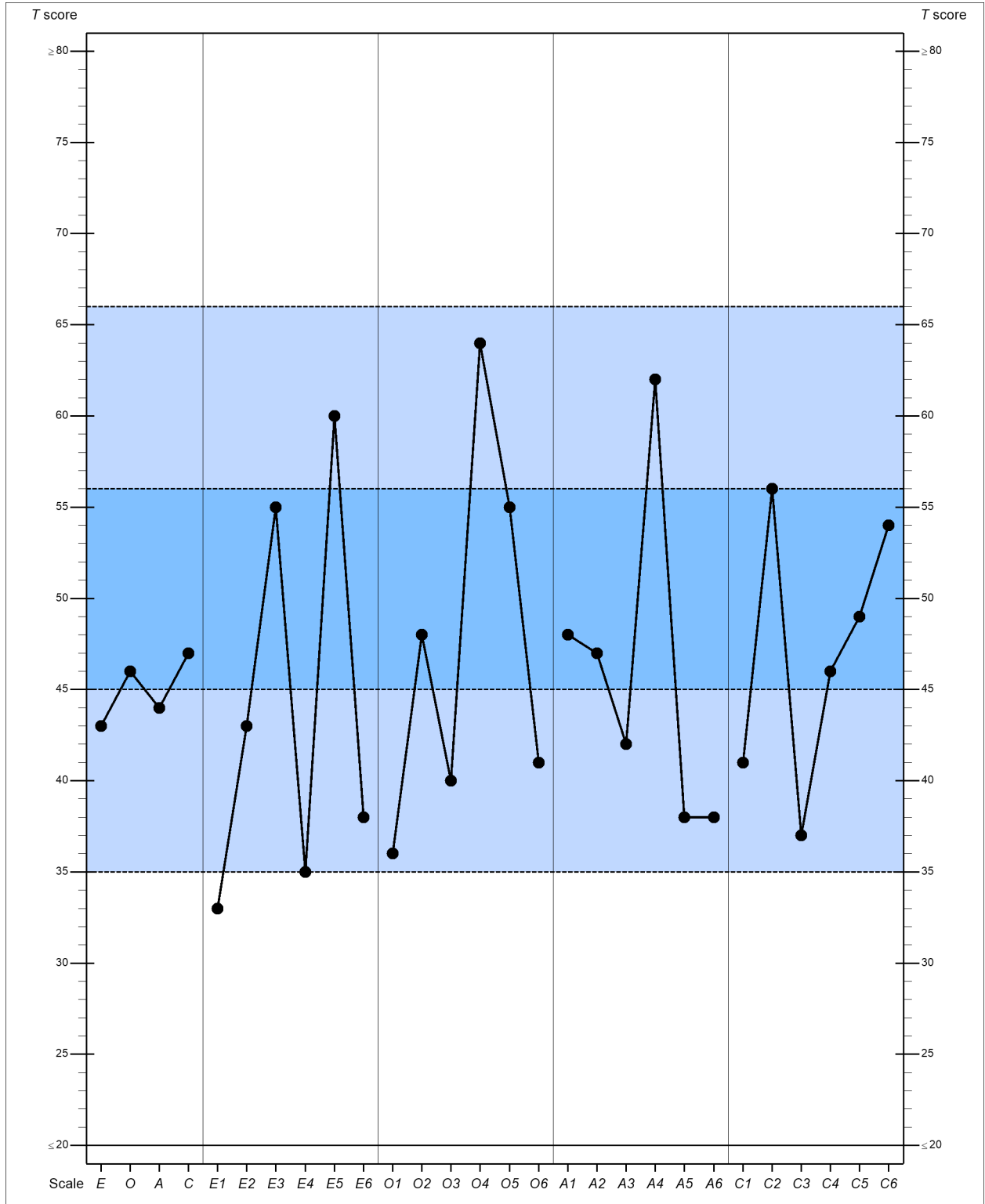
Version: 3.10.051

Validity Indices

The respondent denies answering the questions honestly and accurately. This response may be due to carelessness, confusion about response categories, or a lack of cooperation. TEST RESULTS ARE NOT CONSIDERED VALID. A profile has been printed, but it should only be used if the administrator has reason to believe that the profile is valid despite these indications of inaccurate or random responding.

End of Validity Section

NEO-PI-3:4FV T-Score Profile



NEO-PI-3:4FV Data Table

Scale	Raw score	T score	Range
Factors			
(E) Extraversion	104	43	Low
(O) Openness	101	46	Average
(A) Agreeableness	94	44	Low
(C) Conscientiousness	96	47	Average
Extraversion Facets			
(E1) Warmth	15	33	Very Low
(E2) Gregariousness	17	43	Low
(E3) Assertiveness	19	55	Average
(E4) Activity	12	35	Low
(E5) Excitement Seeking	26	60	High
(E6) Positive Emotions	15	38	Low
Openness Facets			
(O1) Fantasy	12	36	Low
(O2) Aesthetics	16	48	Average
(O3) Feelings	17	40	Low
(O4) Actions	21	64	High
(O5) Ideas	19	55	Average
(O6) Values	16	41	Low
Agreeableness Facets			
(A1) Trust	17	48	Average
(A2) Straightforwardness	15	47	Average
(A3) Altruism	17	42	Low
(A4) Compliance	20	62	High
(A5) Modesty	10	38	Low
(A6) Tender-Mindedness	15	38	Low
Conscientiousness Facets			
(C1) Competence	15	41	Low
(C2) Order	19	56	High
(C3) Dutifulness	11	37	Low
(C4) Achievement Striving	17	46	Average
(C5) Self-Discipline	17	49	Average
(C6) Deliberation	17	54	Average

Personality Style Graphs

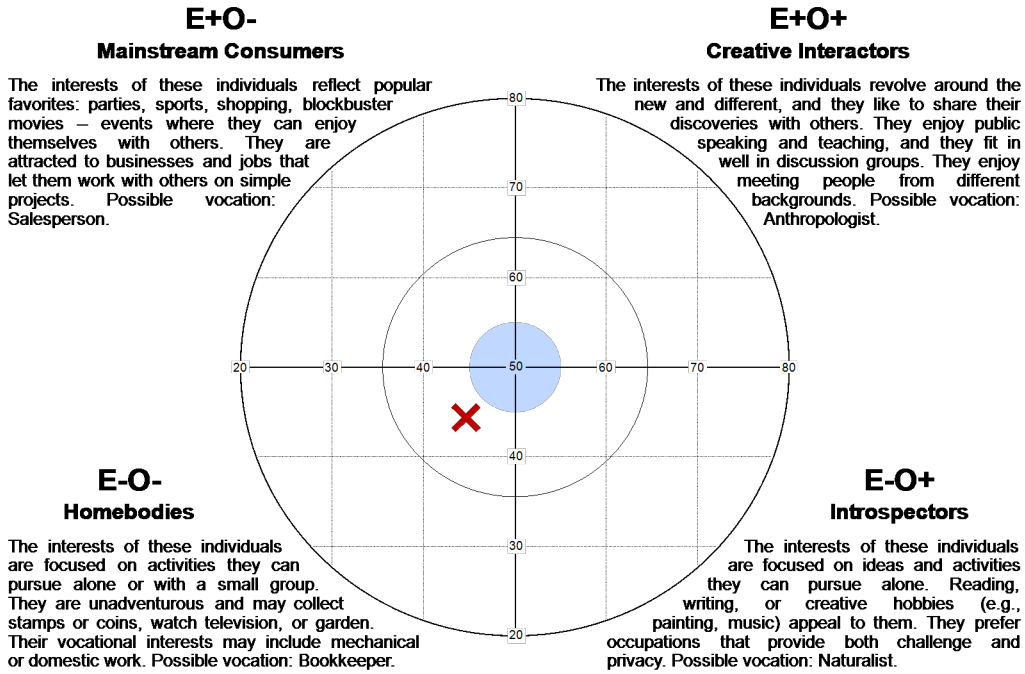
Broad personality factors are pervasive influences on thoughts, feelings, and actions, and combinations of factors provide insight into major aspects of people's lives, defining what can be called personality styles. For example, for many years psychologists have known that interpersonal interactions can be conceptualized in terms of a circular ordering or circumplex, defined by the two axes of Dominance and Love, or by the alternative axes of Extraversion and Agreeableness. These two factors define a Style of Interactions.

The five other pairs of factors also define styles, and all six are represented in NEO Style Graphs. An X is placed on each graph to indicate where the respondent falls; the description of that quadrant applies to the respondent. Descriptions are likely to be most accurate if (1) the X is far from the center; (2) the X is near the diagonal passing through the center of the quadrant; and (3) all the facets in each domain show similar levels. If the X is placed in the central circle, then none of the descriptions is especially relevant. If the X is located near the horizontal or vertical axis, then both quadrants on that side of the circle may be descriptive. If there is marked scatter among the facets in a domain, then interpretation should focus on these facets rather than the domain and its combinations in Style Graphs.

Personality Style Graphs

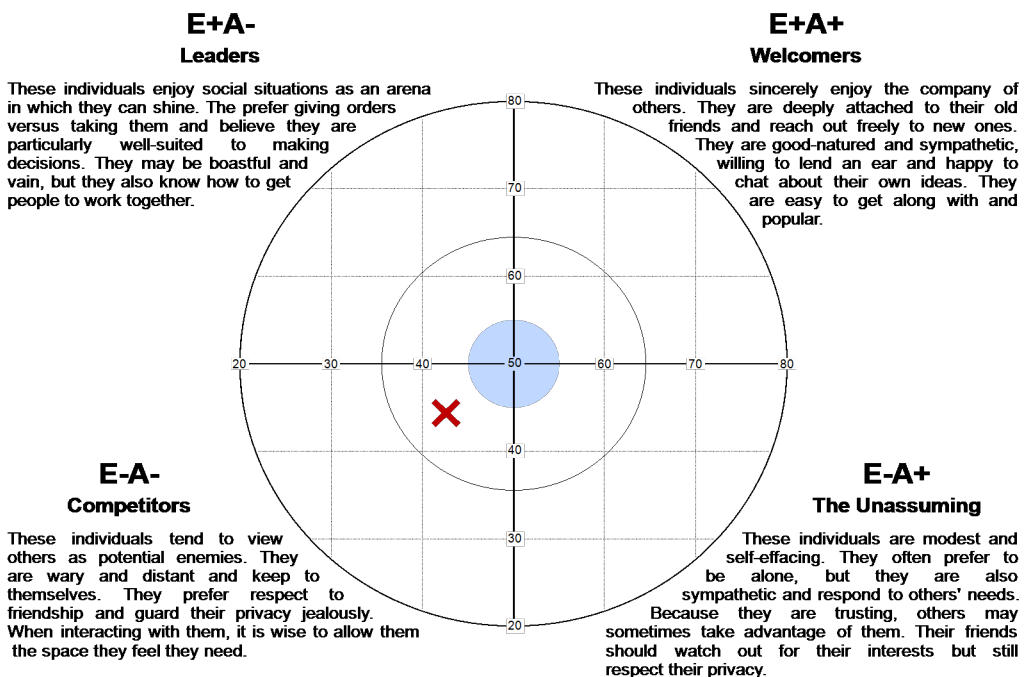
Style of Interests

Vertical Axis: Extraversion (= 43 T)
Horizontal Axis: Openness (= 46 T)



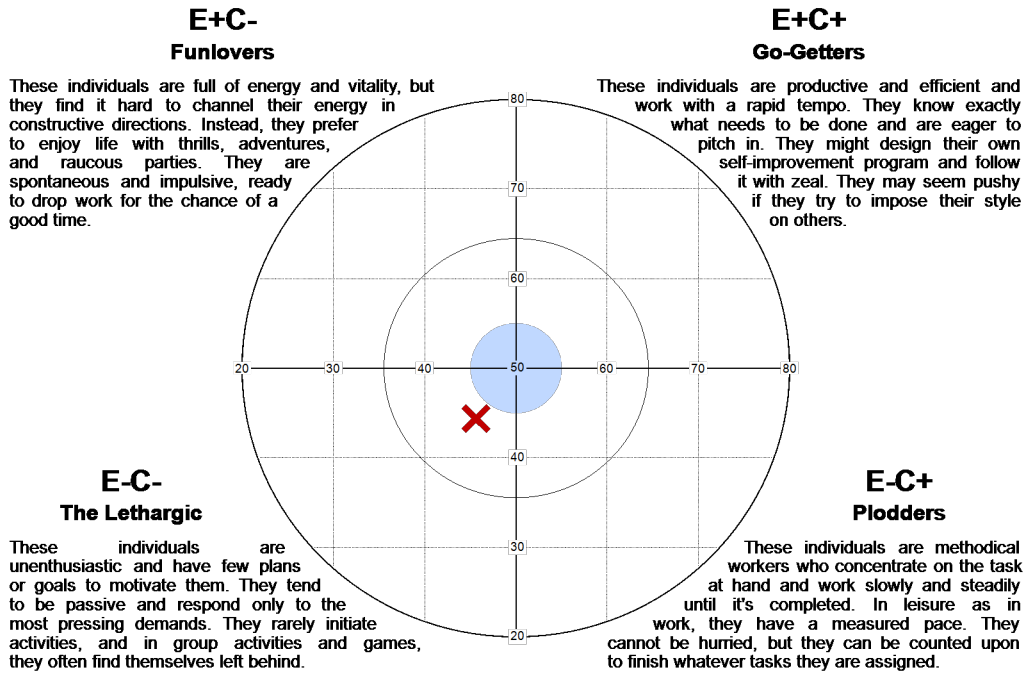
Style of Interactions

Vertical Axis: Extraversion (= 43 T)
Horizontal Axis: Agreeableness (= 44 T)



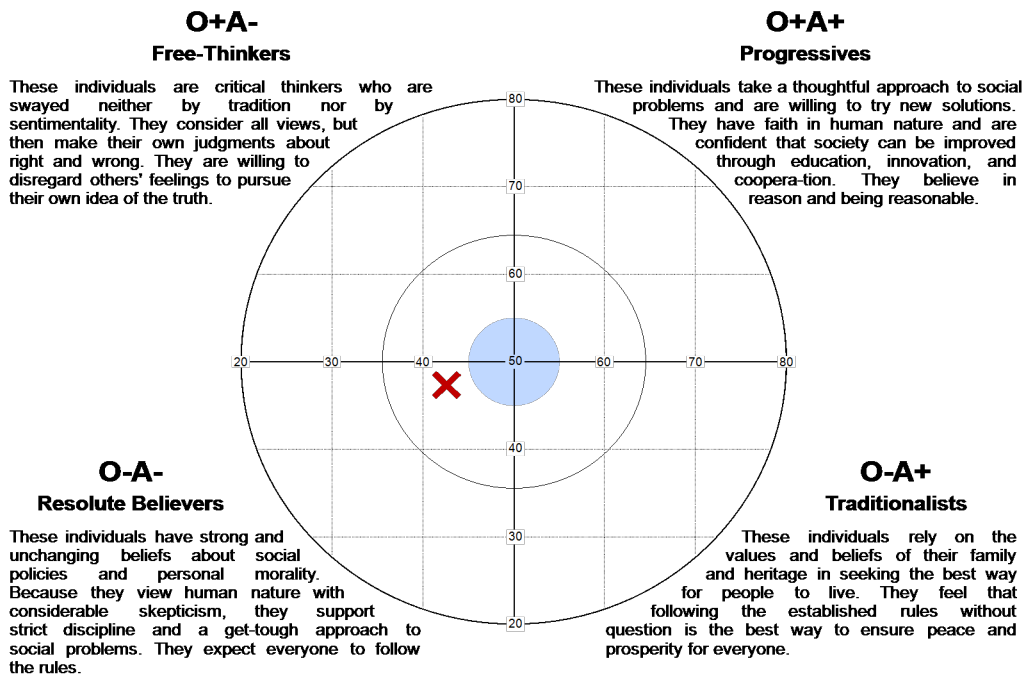
Style of Activity

Vertical Axis: Extraversion (= 43 T)
Horizontal Axis: Conscientiousness (= 47 T)



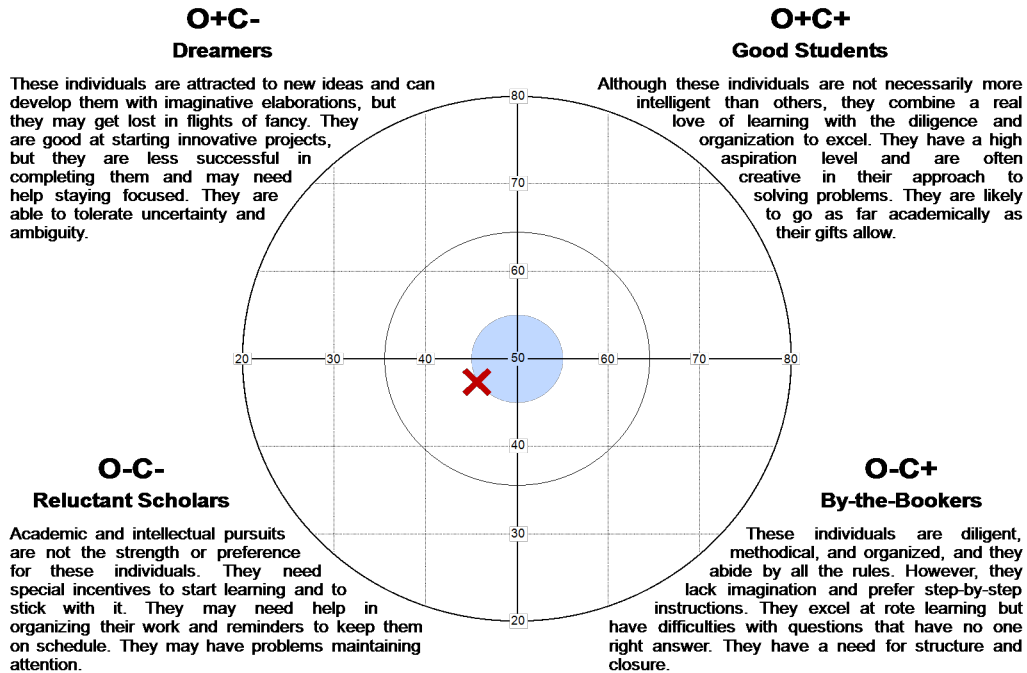
Style of Attitudes

Vertical Axis: Openness (= 46 T)
Horizontal Axis: Agreeableness (= 44 T)



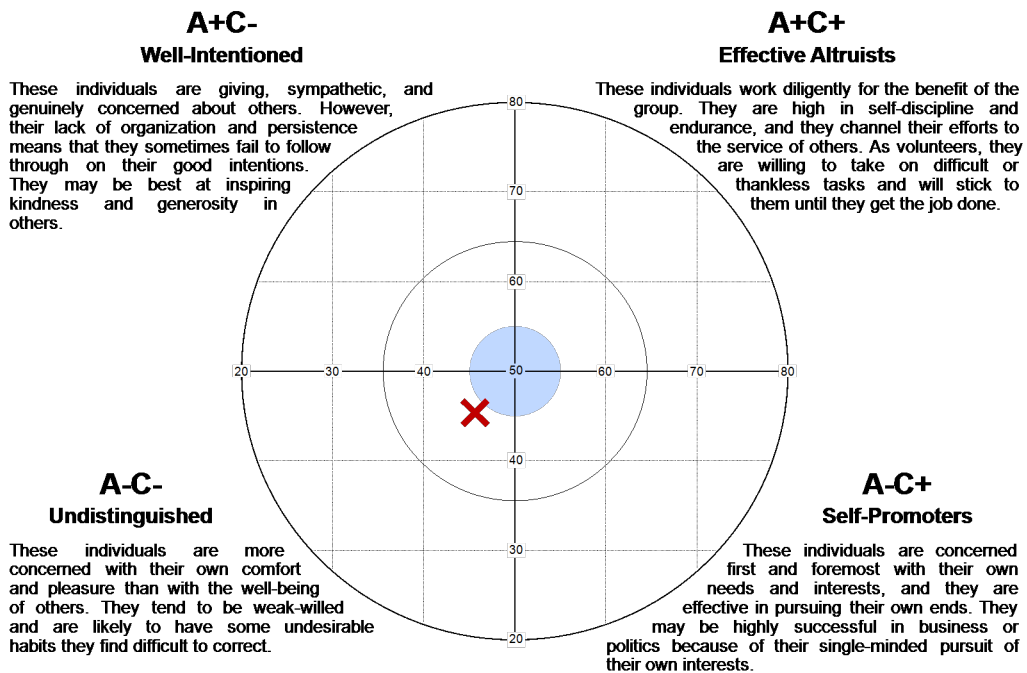
Style of Learning

Vertical Axis: Openness (= 46 T)
Horizontal Axis: Conscientiousness (= 47 T)



Style of Character

Vertical Axis: Agreeableness (= 44 T)
Horizontal Axis: Conscientiousness (= 47 T)



NEO-PI-3:4FV Item Responses

Item	Rsp	Item	Rsp	Item	Rsp	Item	Rsp	Item	Rsp	Item	Rsp
1.	SD	33.	SA	65.	SA	97.	N	129.	D	161.	A
2.	SD	34.	D	66.	SA	98.	D	130.	D	162.	D
3.	SD	35.	N	67.	SA	99.	A	131.	A	163.	N
4.	SD	36.	SA	68.	SA	100.	A	132.	D	164.	N
5.	D	37.	D	69.	N	101.	A	133.	D	165.	D
6.	D	38.	SA	70.	N	102.	A	134.	N	166.	D
7.	SD	39.	D	71.	A	103.	D	135.	N	167.	N
8.	D	40.	SD	72.	A	104.	D	136.	A	168.	N
9.	N	41.	SD	73.	A	105.	A	137.	A	169.	SA
10.	N	42.	SA	74.	D	106.	N	138.	D	170.	SA
11.	D	43.	N	75.	N	107.	N	139.	D	171.	A
12.	D	44.	SA	76.	N	108.	D	140.	N	172.	A
13.	A	45.	N	77.	N	109.	D	141.	N	173.	A
14.	D	46.	SA	78.	A	110.	N	142.	D	174.	A
15.	SA	47.	N	79.	A	111.	N	143.	D	175.	D
16.	D	48.	A	80.	A	112.	A	144.	A	176.	D
17.	SA	49.	A	81.	N	113.	A	145.	A	177.	N
18.	SA	50.	A	82.	N	114.	A	146.	D	178.	D
19.	N	51.	A	83.	D	115.	A	147.	D	179.	D
20.	N	52.	D	84.	D	116.	A	148.	N	180.	N
21.	A	53.	N	85.	D	117.	A	149.	N	181.	D
22.	A	54.	N	86.	N	118.	A	150.	D	182.	D
23.	A	55.	SA	87.	N	119.	D	151.	D	183.	N
24.	SA	56.	N	88.	N	120.	D	152.	A	184.	D
25.	SA	57.	SA	89.	N	121.	N	153.	A	185.	A
26.	SA	58.	A	90.	A	122.	N	154.	D	186.	A
27.	A	59.	SD	91.	D	123.	N	155.	D	187.	A
28.	N	60.	D	92.	A	124.	N	156.	N	188.	A
29.	N	61.	N	93.	A	125.	N	157.	N	189.	D
30.	D	62.	N	94.	D	126.	N	158.	D	190.	D
31.	A	63.	N	95.	N	127.	N	159.	D	191.	D
32.	D	64.	SD	96.	N	128.	A	160.	A	192.	A

Validity Items

A. I have tried to answer all of these questions honestly and accurately. D

Summary of Responses

SD: 4.69% D: 29.17% N: 29.17% A: 26.56% SA: 10.42%

*** End of Report ***